



**Dutch Made.**  
CUSTOM CABINETS  
*live beautifully*

DOOR STYLE GUIDE



Kitchen design by **THE KITCHENWORKS**  
Fort Lauderdale, FL



# THE WORLD IS YOUR OYSTER

POSSIBILITIES ARE LIMITLESS  
WITH DUTCH MADE DOORS

## SELECT OR CUSTOMIZE DOOR THICKNESS

Many standard door styles are available in multiple thicknesses from 3/4" to 1-1/4". Of course, if a standard door isn't available in the dimensions you want, ask us about creating a special door to your specifications.

## SELECT OR CUSTOMIZE OUTSIDE DOOR EDGE PROFILES

Each door style has a variety of door edge profiles to choose from depending on the cabinet style selected (overlay, square inset, profiled inset). Select your edge profile or create your own exclusive style.

## SELECT OR CUSTOMIZE DOOR PANELS

Standard panel options are available and can be selected to mix and match different looks with a selected door frame. Don't see something you like? Provide us with the look you want, and we can create your one-of-a-kind door design.

## SELECT OR CUSTOMIZE INSIDE FRAME PROFILES / INSET CABINETS ONLY /

When selecting a traditional inset cabinet style, there are several different frame profiles from beaded to raised aluminum trim. Select the frame profile you want or contact us to create your own.

## SELECT OR CUSTOMIZE DRAWER FRONTS

When selecting drawer fronts, you have many of the same options available as you do with your door including thickness, slab or 5-piece construction, edge profile, and panel options.

## WANT A CURVED DOOR?

Many door styles are available in a curved radius of 12", 18" or 24". To specify a different radius, contact Dutch Made for availability and pricing.

OVERLAY DOOR STYLE

INSET DOOR STYLE



- 1 — Customize drawer front
- 2 — Customize outside door edge
- 3 — Customize inside door edge
- 4 — Customize door panel
- 5 — Customize inside frame edge
- 6 — Customize door thickness



**MANHATTAN**  
Grey Fog (50.9367) on Maple



**CHATHAM**  
Brushed Patina Charcoal on Alder



**NOUVEAU**  
Wedgewood Blue on MDF/Maple



**OXFORD**  
Color Match (50.9495) on MDF/Maple



**MADISON**  
Ausbury on Quarter Sawn White Oak



**URBANA**  
Rich Chocolate on Walnut



**HAMILTON**  
Dark Tobacco on Maple



**SANTA FE**  
Rawhide on Cherry



**OPUS**  
Antique White on Maple



**VALLEY FORGE**  
Tawny on Alder



**VALLEY FORGE (INSET)**  
Color Match (50.1095) on Maple



**FLORENTINE**  
Tawny on Cherry



**TERRACE**  
Color Match (50.8597) on Maple



**TERRACE (5/4")**  
Rich Chocolate on Cherry



**TERRACE (INSET)**  
Color Match (50.9395) on Maple



**TUSCANY (5/4")**  
Onyz on Quarter Sawn White Oak



**TUSCANY (INSET)**  
Dark Tobacco on Walnut



**NORTHWOOD**  
Grizzle Grey on MDF



**RICHMOND HILL**  
Color Match (50.9921) on Maple



**COUNTRY FRENCH**  
Malaguania on Walnut



**COUNTRY FRENCH**  
Color Match (110.9245) on Rift Cut  
White Oak




**WINDSOR**  
Van Deusen Blue on Maple




**WINDSOR**  
Café cerused on Rift Cut White Oak



**WINDSOR (5/4")**  
Color Match (90.9360) on Walnut



**ARTESIA**  
Color Match (110.9242) on Quarter Sawn  
White Oak



**ARTESIA**  
Color Match (110.8865) on Textured  
Knotty Oak



**ARTESIA**  
Color Match (110.9086) on Textured  
Knotty Oak



**ARTESIA**  
Natural on reconstituted Wenge



**ARTESIA**  
Black on Quarter Sawn White Oak





**COTTAGE**  
Spring Green on Maple



**SPECIAL DOOR 822**  
Color Match (50.9435) on Maple



**SPECIAL DOOR 424B**  
Malaguania on Cherry



**SPECIAL DOOR 562**  
Rawhide on Maple



**SPECIAL DOOR 623A (C-CHANNEL)**  
Misty Grey on MDF



**SPECIAL DOOR 831**  
Color Match (50.9434) on Maple




**SPECIAL DOOR 676**  
Malaguania on Quarter Sawn Walnut



**SPECIAL DOOR 680C**  
Color Match (50.9400) on Maple



**SPECIAL DOOR 728C**  
Malaguania on Walnut



**SPECIAL DOOR 744A1**  
New Pearl White on MDF/Cherry  
Tawny on Walnut (frame)



**SPECIAL DOOR 745**  
Rich Chocolate on Walnut



**SPECIAL DOOR 759A**  
Color Match (50.8968) on Maple



**SPECIAL DOOR 766A**  
Tawny on Walnut



**SPECIAL DOOR 766B**  
Color Match (60.9464) on Mahogany



**SPECIAL DOOR 709D**  
Tawny on Mahogany



**SPECIAL DOOR 822C**  
Color Match (110.1061) on Rift Cut  
White Oak



**SPECIAL DOOR 778A**  
Sidewalk Grey on MDF



**SPECIAL DOOR 744A**  
Rich Chocolate on Walnut




**SPECIAL DOOR 823**  
Color Match (110.9086) on Quarter Sawn White Oak



**SPECIAL DOOR 826**  
Color Match (.9360) on Maple



**SPECIAL DOOR 833**  
Color Match (110.9462) on Rift Cut White Oak



**SPECIAL DOOR 744A**  
Mission White on Maple/Walnut



**SPECIAL DOOR 737**  
Color Match (90.9506) on Walnut



**SPECIAL DOOR 822**  
Color Match (90.9441) on Walnut



**SPECIAL DOOR 816**  
Color Match (110.9423) on Rift Cut  
White Oak



**SPECIAL DOOR 824**  
Color Match (120.218) on Rift Cut  
White Oak



**SPECIAL DOOR 838**  
Color Match (50.9477) on Maple



**SPECIAL DOOR 804A**  
Color Match (110.9004) on Rift Cut  
White Oak



**SPECIAL DOOR 4240**  
Brushed Patina Azure on Alder



**SPECIAL DOOR 822A**  
Color Match (50.9275) on Maple



**SPECIAL DOOR 844**  
Natural on Walnut



**SPECIAL DOOR 483A**  
Decorator White on Maple



**SPECIAL DOOR 712A**  
Desert on Alder



**SPECIAL DOOR 778C**  
Color Match (50.9273) on Maple



**SPECIAL DOOR 825**  
Color Match (50.9539) on Maple




**SPECIAL DOOR 853A**  
Rich Chocolate on Walnut

# ANYTHING IS POSSIBLE

ASK US ABOUT THE UNLIMITED POSSIBILITIES WITH FINISHES.

In addition to the endless possibilities of color, there is a wide array of standard and custom finish application techniques. Here are a few of the techniques available with Dutch Made.



BRUSH STROKE TECHNIQUE



DRY BRUSHED PATINA



CERUSED FINISH



HAND-BRUSHED GLAZE



METALLIC FINISH



WIRE BRUSH TECHNIQUE

## LET IT SHINE—OR NOT

### ABOUT SHEEN LEVELS

At Dutch Made, you can select a sheen level from 3 to 100 to create different looks from matte to high-gloss.

3

5


10

20

40

60

100





Kitchen design by **BISTANY DESIGN**, Charlotte, NC

**Dutch Made**  
CUSTOM CABINETRY

To view more possibilities, follow us on Facebook and Instagram or visit our website at: [www.dutchmade.com](http://www.dutchmade.com)

10415 Roth Road / Grabbill, Indiana 46741 / 260.657.3311